

value for an aromatic hydrocarbon and is close to that reported¹⁴ for *trans*-stilbene, $3.9 \times 10^7 \text{ s}^{-1}$. An approximate value of ϕ_{is} at various temperatures or for other alkyl-substituted styrenes can probably be obtained by using the value $k_{is} = 3 \times 10^7 \text{ s}^{-1}$ and the fluorescence lifetime of the compound considered at the temperature of interest.

Acknowledgment. We thank Professor Mattler and Dr. Kopec, from the "Université de Paris VI", who lent to us the He-Cd laser used in this work, and Professor Jousset-Dubien for stimulating discussions and encouragement.

Registry No. PhCH=CH₂, 100-42-5; PhCH=CH(C₂H₅), 824-90-8; PhC(CH₃)=CH(C₂H₅), 53172-84-2; PC6, 771-98-2; PN, 4237-08-5.

(14) Saltiel, J.; Charlton, J. L. In "Rearrangements in Ground and Excited States"; De Mayo, P., Ed.; Academic Press: New York 1980; Vol. 3, p 46.

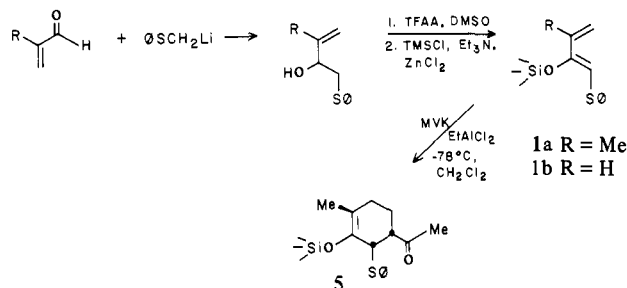
Preparation and Reactions of 1-(Phenylthio)-2-[(trimethylsilyloxy)-1,3-butadienes. A One-Pot Synthesis of Sulfur-Substituted 7-Hydroxybicyclo[2.2.1]heptanones: Coupling of the Diels-Alder Reaction with the Aldol Process

Alan P. Kozikowski*¹ and Edward M. Huie

University of Pittsburgh, Department of Chemistry
Pittsburgh, Pennsylvania 15260

Received January 14, 1982

In the midst of our studies directed toward the total synthesis of the rubradirins,² we had the occasion to prepare and to examine the properties of the new diene **1a**. This compound was produced



in acceptable overall yield from the alcohol formed on addition of lithiated thioanisole to methacrolein.³ The oxidation state of this alcohol was taken to the ketone level by use of the Swern procedure, and the resulting 3-methyl-1-(phenylthio)-3-buten-2-one was trimethylsilylated with TMSCl/Et₃N/ZnCl₂⁴ to produce stereospecifically (*Z*)-3-methyl-1-(phenylthio)-2-[(trimethylsilyloxy)-1,3-butadiene (**1a**).

Room-temperature Diels-Alder reaction of this new diene with maleic anhydride proceeded well as long as the reaction mixture was concealed from light or contained a small amount of diphenyl disulfide.⁵ ¹H NMR decoupling experiments on the crystalline cycloadduct **2** established that the reaction had proceeded in the expected endo fashion and did furthermore substantiate the *Z* nature of the starting diene.

While the room-temperature reaction of **1a** with *N*-phenylmaleimide also proceeded well to give the crystalline adduct **3**

(1) Camille and Henry Dreyfus Teacher-Scholar, 1982-1987.
(2) Kozikowski, A. P.; Sugiyama, K.; Huie, E. *Tetrahedron Lett.* **1981**, *22*, 3381.

(3) The reaction conditions are as described in the following article: Schultz, A. G.; Fu, W. Y.; Lucci, R. D.; Kurr, B. G.; Lo, K. M.; Boxer, M. *J. Am. Chem. Soc.* **1978**, *100*, 2140.

(4) Danishefsky, S.; Yan, C. F.; Singh, R. K.; Gammill, R. B.; McCurry, P. M.; Fritsch, N.; Clardy, J. *J. Am. Chem. Soc.* **1979**, *101*, 7001.

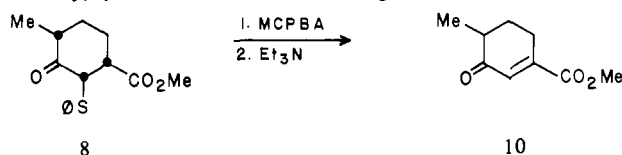
(5) A thioallylic rearrangement reaction occurs in the presence of light. Detailed stereochemical studies of this rearrangement process have been conducted and will be reported separately: Kozikowski, A. P.; Huie, E. M.; *J. Am. Chem. Soc.* **1982**, *104*, 2059.

(Table I), less reactive dienophiles failed to give clean reaction products. Consequently, the reactions of **1a** were examined in the presence of Lewis acids. With *p*-benzoquinone and zinc chloride as catalyst, [4 + 2] cycloaddition gave a crude adduct that was cleaved immediately with hydrofluoric acid in acetonitrile to the crystalline ketone **4**. Use of 300-MHz ¹H decoupling experiments established the stereochemistry depicted in this structure, thus signifying that protonation of the enol silyl ether had taken place on the convex face of the molecule.

For the even less reactive dienophiles such as methyl vinyl ketone and methyl acrylate, ethylaluminum dichloride was employed as catalyst. The EtAlCl₂-catalyzed reaction of diene **1a** with MVK was complete within 20 min at -78 °C in methylene chloride solvent. A quantitative yield of the endo cycloadduct **5** was obtained. As indicated by the criteria of TLC and 300-MHz ¹H NMR analysis, the product was a single isomer of high purity.

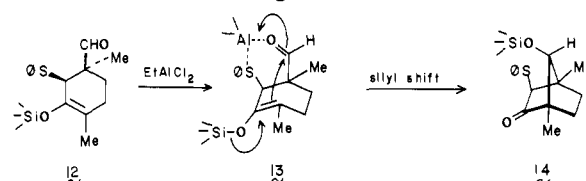
Hydrofluoric acid assisted cleavage of the enol silyl ether **5** gave two products in a ratio of 5.5:1 whose structures were identified tentatively through 300-MHz ¹H NMR decoupling experiments to be compounds **6** and **7**, respectively. Protonation in this case presumably occurs predominately opposite the pseudoaxial phenylthio substituent.

The ethylaluminum dichloride catalyzed reaction of **1a** with methyl acrylate took place at 0 °C to afford a cycloadduct in 90% crude yield. On silyl ether cleavage, a 1.4:1 mixture of (carbo-methoxy)cyclohexanones **8** and **9** was generated in 66% isolated



yield. Oxidation of phenylthio group of **8** with MCPBA yielded a sulfoxide which underwent elimination in the presence of triethylamine to give the cyclohexenone **10** in 80% yield, a compound that should itself function as a useful Diels-Alder dienophile.

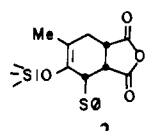
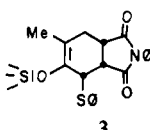
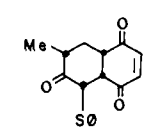
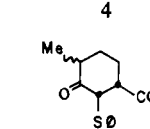
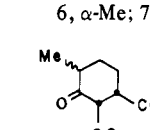
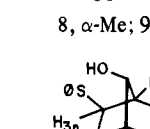
Of all the reactions we studied with diene **1a**, the α,β -unsaturated aldehydes were found to react in the most startling manner. The EtAlCl₂-catalyzed reaction of **1a** with methacrolein was complete within 15 min at -78 °C in methylene chloride as solvent. After a bicarbonate workup and hydrolysis with 5% HCl in acetone to remove the silyl group, a light yellow oil was obtained in 90% yield upon column chromatography. The ¹H NMR of this new product showed *no* aldehydic (C(O)H) proton. Instead, two sharp methyl singlets and a broad peak at δ 3.73 were found. The IR spectrum revealed a broad absorption at 3420 cm⁻¹. After careful deliberation, it was realized that the Diels-Alder reaction had indeed taken place but that this had been accompanied by a Mukaiyama-like intramolecular aldol condensation⁶ to produce **11** on silyl ether cleavage. Europium shift studies indicated that the stereochemistry of the bicyclic was as indicated in the table with the hydroxy group syn to the sulfur substituent, for the H_{5c} and H_{6c} protons moved downfield to almost the same degree as did the H_{3n} proton on addition of increasing amounts of the shift reagent.⁷ Mechanistically, this stereochemical result suggests that after the Diels-Alder reaction, the aluminum catalyst may coordinate to both the aldehyde carbonyl and the phenylthio substituent of the cycloadduct to give the six-membered chelate structure **13**, which now undergoes the internal aldol reaction with



(6) Mukaiyama, T.; Banno, K.; Narasaka, K. *J. Am. Chem. Soc.* **1974**, *96*, 7503.

(7) The effect of europium shift reagents on the ¹H NMR spectra of various 7-hydroxynorbornenes has been rigorously examined by other workers: Laibha, K.; Kantolahti, E. *Finn. Chem. Lett.* **1975**, 10.

Table I. Diels-Alder Reactions of 1-(Phenylthio)-2-(trimethylsilyloxy)-1,3-butadienes 1a and 1b

dienophile	diene	reaction conditions ^b	product	isolated yield, %
maleic anhydride	1a	4d, rt, ^a CH ₂ Cl ₂		65
<i>N</i> -phenylmaleimide	1a	3d, rt, CH ₂ Cl ₂		48
<i>p</i> -benzoquinone	1a	1.4 h, rt, CH ₂ Cl ₂ , ZnCl ₂ , then HF, CH ₃ CN		45
methyl vinyl ketone	1a	20 min, -78 °C, CH ₂ Cl ₂ , EtAlCl ₂ , then HF, CH ₃ CN		85
methyl acrylate	1a	3 h, 0 °C, CH ₂ Cl ₂ , EtAlCl ₂ , then HF, CH ₃ CN		66
methacrolein	1a	15 min, -78 °C, CH ₂ Cl ₂ , EtAlCl ₂ , then 5% HCl, acetone		90 93 88 11
acrolein	1a	10 min ^b	11, R = R' = Me	90
methacrolein	1b	4 h ^b	15, R = Me; R' = H	93
acrolein	1b	2.5 h ^b	16, R = H; R' = Me	88
			17, R = R' = H	11

^a rt = room temperature. ^b Other conditions as in the reaction of methacrolein with 1a.

subsequent silyl transfer to afford 14. In the absence of such chelation, it would seem that formation of the anti alcohol would be preferred on the basis of simple steric considerations.⁸

Diene 1a also reacted with acrolein at -78 °C in the presence of EtAlCl₂ in less than 20 min to yield bicycloheptanone 15 in 93% yield after hydrolysis with 5% HCl in acetone. Product stereochemistry is assigned in analogy to the previous example.

To further examine the scope of this unique route to bicyclics, we prepared the second new diene 1b.⁹ The EtAlCl₂ catalyzed reaction of diene 1b with methacrolein occurred in about 4 h at -78 °C in methylene chloride solvent to provide bicycloheptanone 16 in 88% yield after acid hydrolysis. With acrolein as the

dienophile, the isolated yield of 17 was a disappointing but unoptimized 11%. Polymerization may be competitive with cycloaddition in this instance.

The silyoxy-sulfur-substituted dienes do appear to offer an extremely facile, one-pot method for preparing 7-hydroxylated bicyclo[2.2.1]heptane derivatives.¹⁰ We further suggest that such adducts may find use in the generation of highly functionalized cyclopentanes, for Trost has demonstrated that β -keto sulfides can be converted to ring-cleaved diacids on exposure to basic hydrogen peroxide.^{11,12}

Acknowledgment. We are indebted to the National Institutes of Health (AI-16138) and the Camille and Henry Dreyfus Foundation for support of this work. The 300-MHz ¹H NMR spectrometer used in these studies was funded by the National Science Foundation (CHE-79-05-185).

Registry No. 1a, 81389-34-6; 1b, 81389-35-7; 2, 81389-36-8; 3, 81027-67-0; 4, 81389-37-9; 5, 81389-38-0; 6, 81389-39-1; 7, 81389-40-4; 8, 81389-41-5; 9, 81389-42-6; 10, 81389-43-7; 11, 81389-44-8; 12, 81389-45-9; 14, 81389-46-0; 15, 81389-47-1; 16, 81389-48-2; 17,

(8) The titanium tetrachloride catalyzed reaction of methacrolein and 2,3-dimethylbutadiene affords bicycloheptanone 1 by a scheme involving



Diels-Alder cycloaddition, intramolecular condensation, Wagner-Meerwein rearrangement, hydride shift, and epimerization. Other examples have been generated. See: Baldwin, J. E.; Lusch, M. *J. Org. Chem.* 1979, 44, 1923. Dworan, E.; Buchbauer, G. *Chem. Ber.* 1981, 114, 2357. This process, while related to our own, does provide a less functionalized and hence a less versatile bicyclic.

(9) Both dienes 1a and 1b were stored as stock solutions in methylene chloride in the dark at 2 °C. A small amount of the radical inhibitor 3-*tert*-butyl-4-hydroxy-5-methylphenyl sulfide was also added to these solutions.

(10) For a recent report on the preparation of 7-functionalized norbornenes, see: Fleming, I.; Michael, J. P. *J. Chem. Soc., Perkin Trans. 1* 1981, 1549.

(11) Trost, B. M.; Massiot, G. S. *J. Am. Chem. Soc.* 1977, 99, 4405.
(12) Additionally, the bicycles available from such methodology might well be suitable for the synthesis of verrucarol and its analogues. See, for example: Roush, W. R.; D'Ambra, T. E. *J. Org. Chem.* 1981, 46, 5045.

81389-49-3; PhSCH₂Li, 13307-75-0; H₂C=CMeCHO, 78-85-3; H₂C=CMeCH(OH)CH₂SPh, 81306-15-2; PhSCH₂COCMe=CH₂, 77004-05-8; maleic anhydride, 108-31-6; *N*-phenylmaleimide, 941-69-5; *p*-benzoquinone, 106-51-4; methyl vinyl ketone, 78-94-4; methyl acrylate, 96-33-3; acrolein, 107-02-8.

Plasma-Exposed Reduction of Solid and Solvated Viologens[†]

Yoshihito Osada* and Yu Iriyama

Department of Chemistry, Ibaraki University
Mito 310, Japan

Received November 11, 1981

Considerable attention has been focused on the study of organic radicals prepared by one-electron reduction of the parent molecules, among which viologens (4,4'-bipyridinium salts) have special interests in terms of the photochemical production of hydrogen gas from water.¹⁻⁴ We report here that solid and solvated samples of viologens can be reduced exclusively and quickly and can form cation radicals when exposed to a radio-frequency plasma.

The technique of most interest to plasma chemistry is the glow discharge, in which free electrons gain energy from an imposed electrical field and subsequently lose it through collisions with neutral molecules in the gas. The transfer of energy to the gas molecule leads to the formation of a host of chemically active species such as electrons and ions, some of which become precursors to the chemical reactions⁵⁻⁷ and polymerizations^{8,9} as well. It was, therefore, of interest as to whether the energetic electrons in the gaseous plasma could directly induce the reduction of viologens.

The plasma exposure was carried out in an optical quartz cell of 10-mm path length, in which 3 mL of DMF solution of viologen was placed (Figure 1). The cell was inserted between a pair of parallel-plate electrodes connected to an RFG-200 radio-frequency generator, operating at 13.56 MHz and delivering up to 200 W. The solution was frozen, followed by degassing several times at 10⁻⁴ torr. A glow discharge was then generated in the gas space above the solution for a prescribed period of time according to the method described previously.¹⁰⁻¹³

The transparent DMF solution of benzylviologen (1,1'-dibenzyl-4,4'-bipyridinium dichloride, BV²⁺) changed to deep blue color as soon as the plasma was exposed. Figure 2 shows the absorption spectra of plasma-exposed BV²⁺ in DMF at various plasma durations measured in vacuo. The spectra were in good agreement with the reported spectra of photochemically reduced viologens,^{3,4} showing the monotonous increase of the intensity with the plasma duration. The characteristic absorptions at 402 and 607 nm clearly show the formation of the cation radical, BV^{•+}.

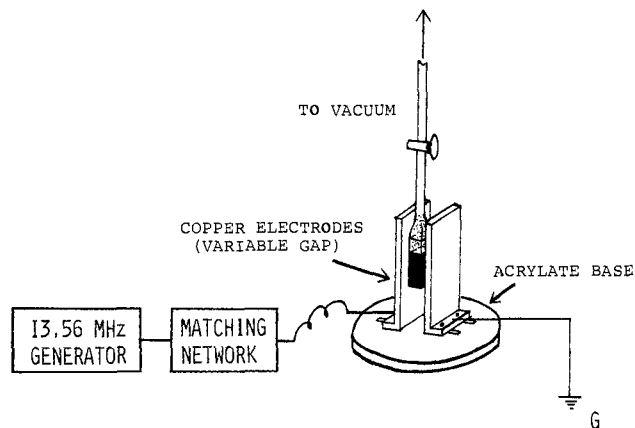


Figure 1. Apparatus for plasma exposure of the viologen solution.

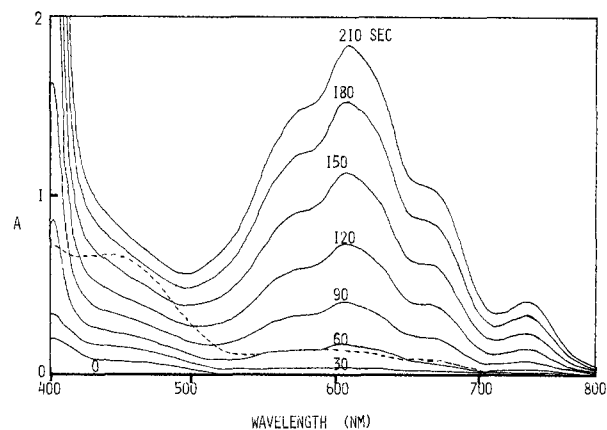
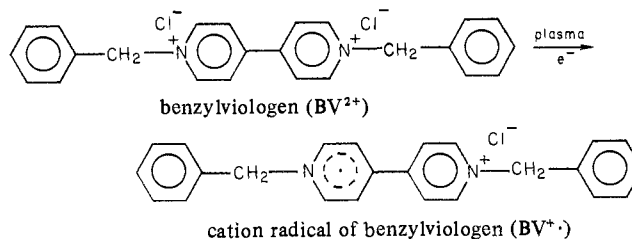


Figure 2. Progressive spectral changes of benzylviologen with plasma duration (spectra were measured after 5 min of plasma exposure). Figures denote plasma duration: after air quenching (---); benzylviologen, 4.88 × 10⁻⁴ M in DMF (plasma, 100 W).

The spectrum disappeared on exposure to air but reappeared with repeated plasma exposure. This fact suggests that the reduction occurred via a one-electron process:



BV^{•+} is the major product, since no spectral absorption other than by BV²⁺ and BV^{•+} appeared in the UV and visible wavelength range. Also, no insoluble product was formed. Furthermore, the efficiency of the reduction was almost the same when BV²⁺ was present during the plasma exposure as when it was added later. The yield of BV^{•+} based on the amount of BV²⁺ was determined from the ESR spectrum by using 2,2-diphenyl-1-picrylhydrazyl and was calculated as 66% for 4.9 × 10⁻⁴ mol/L of DMF solution by the plasma exposure for 180 s at 100 W. These facts indicate that the reduction of BV²⁺ is the main pathway.

From experiments at different concentrations of BV²⁺ and different plasma powers, the rate of reduction of BV²⁺ can be expressed as follows (Figure 3):

$$d[\text{BV}^{\bullet+}]/dt = K[\text{BV}^{2+}]^{0.5}[\text{power}]^{1.0}$$

where *K* is a constant depending on the plasma reactor.

In addition to the DMF solution of BV²⁺, a solid sample of BV²⁺ and poly(xylylviologen dichloride) were reduced successfully by the plasma, but no reduction occurred for dichlorides and di-

[†] Study of Plasma-Initiated Polymerization. 6.

(1) W. E. Ford, J. W. Otvos, and M. Calvin, *Nature (London)*, **274**, 507 (1978).

(2) P. J. Delaive, C. Giannotti, and D. G. Whitten, *J. Am. Chem. Soc.*, **100**, 7413 (1978).

(3) K. Takuma, M. Kajiwara, and T. Matsuo, *Chem. Lett.*, 1199 (1977).

(4) M. Kaneko, J. Motoyoshi, and A. Yamada, *Nature (London)*, **285**, 468 (1980).

(5) F. K. McTaggart, "Plasma Chemistry in Electrical Discharges", Elsevier, New York, 1967.

(6) R. F. Gould, Ed., "Chemical Reactions in Electrical Discharges", *Adv. Chem. Ser.*, **80**, American Chemical Society, Washington, D.C., 1969.

(7) J. R. Hollahan and A. T. Bell, "Techniques and Applications of Plasma Chemistry", Wiley, New York, 1974.

(8) M. Shen, Ed., "Plasma Chemistry of Polymers", Marcel Dekker, New York, 1976.

(9) A. T. Bell and M. Shen, Ed., "Plasma Polymerization", *ACS Symp. Ser.*, **108**, American Chemical Society, Washington, D.C., 1979.

(10) Y. Osada, A. T. Bell, and M. Shen, *J. Polym. Sci., Polym. Lett. Ed.*, **16**, 309 (1978).

(11) Y. Osada, M. Hashizume, E. Tsuchida, and A. T. Bell, *Nature (London)*, **286**, 693 (1980).

(12) D. Johnson, Y. Osada, A. T. Bell, and M. Shen, *Macromolecules*, **14**, 118 (1981).

(13) Y. Osada, Y. Iriyama, and M. Takase, *Kobunshi Ronbunshu*, **38**, 1056 (1981).